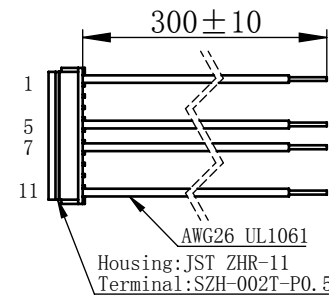
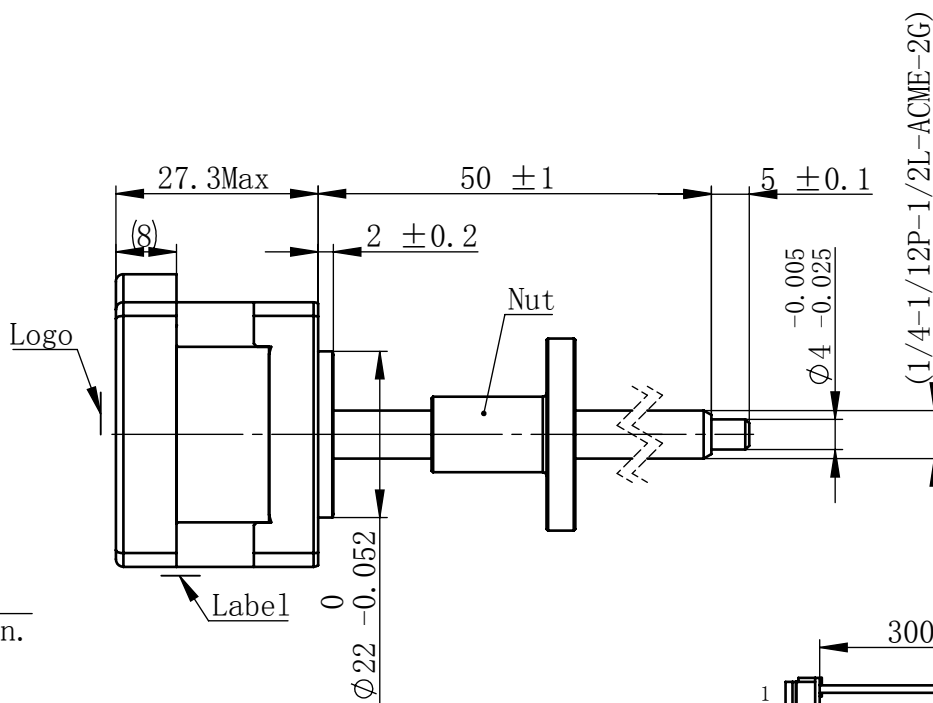
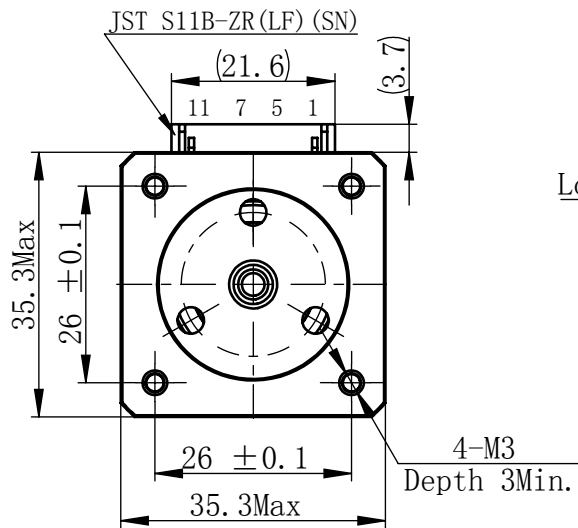


Material NO. 4611110029836

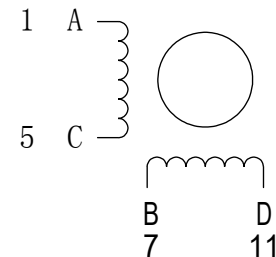
Unit: mm



连接器针位 vs. 引线颜色  
Pin No. vs. Lead Wire Colour

Pin No.	颜色 Colour
1	黑 BLA
5	绿 GRN
7	红 RED
11	蓝 BLU

## 接线图 Wiring Diagram



## 励磁顺序 vs. 旋转方向 Exciting Sequence vs. Direction of Rotation

STEP	A	B	C	D	
1	+	+	-	-	CCW ↑
2	-	+	+	-	
3	-	-	+	+	
4	+	-	-	+	

从安装面看为顺时针方向  
Clockwise view from  
mounting side

## 电机标签 Motor label

LEAD SCREW MOTOR  
LE141S-E06127-50-AR1-S-100  
XXXXXXX

批次号

备注Note:  
螺纹丝杆及螺母在正常使用过程中,  
若有少许粉尘掉落为正常现象。  
It's normal phenomenon if there is a little dust  
fall off when using the lead screw and nut.

## 规格 Specifications

1	相数 Number Of Phase	2
2	步长 Linear Travel/Step	0.0635 mm (1.8°)
3	额定电压 Rated Voltage	3.1 V DC
4	额定电流 Rated Current	1 Amp
5	额定推力 Rated Thrust	11 N (@300rpm, rated current)
6	相电阻 Phase Resistance	3.1 ohm ± 10% (20°C)
7	相电感 Phase Inductance	3.7 mH ± 20% (1kHz 1V rms)
8	转子惯量 Rotor Inertia	12 gcm <sup>2</sup>
9	重量 Weight	0.15 Kg
10	绝缘等级 Insulation Class	B (130°C)
11	丝杠直径 Screw Diameter	6.35 mm
12	丝杠导程 Lead	12.7 mm

## 版本变更

版本	变更说明	签名	日期
----	------	----	----

未标注线性尺寸和公差  
Tolerance for linear and dimensions  
without individual tolerance indications  
GB/T 1804-M eqv ISO 2768-1:M

未标注形状与位置尺寸公差  
Geometrical tolerance for features  
without individual tolerance indications  
GB/T 1184-K eqv ISO 2768-2:K

I. 请避免螺母脱离丝杠  
Keep nut on screw.  
II. 非专业人士请勿拆解电机  
Avoid disassembly without  
qualification.

设计  
Design

杨淑娟

校核  
Check

工艺  
Process

标准化  
Standard

批准  
Approve



First Angle Method

材料  
Material

总图

Page 1 of 1

**PBC+MOONS** 上海市闵行区  
鸣嘉路168号  
上海鸣志派博思自动化技术有限公司 (021) 52634688

比例  
Scale

1:1

零件名  
Part Name

直线步进电机

型号  
Model NO.

LE141S-E06127-50-AR1-S-100

物料号  
Material NO.

4611110029836