

Lifting Column DLC2

DLC2 is a 2-part in-line lifting column featuring quiet and moving speed. Attributing to robust design, DLC2 can be used as a single column or combined columns as synchronization system, which is applicable to lifting table, work bench, and work station... etc.



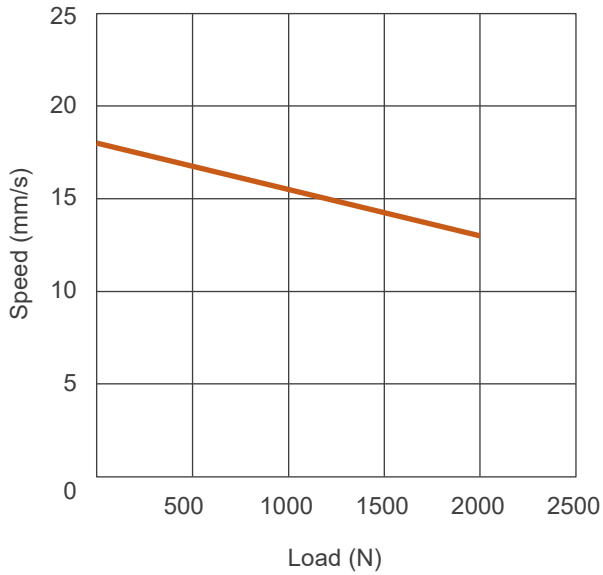
Features and Option

- Main applications: Homecare, furniture
- Input voltage: 24V DC
- Max. load: 2000N
- Typical speed at no load: 18 mm/s
- Typical speed at full load: 13 mm/s (2000N loaded)
- Stroke: 140/261/450mm
- Bending moment: 1000Nm (static) / 750Nm (dynamic)
- Anodized aluminum body
- Preset limit switches
- Noise level: ≤ 53 dB
- Duty cycle: 10%, max. 2 min. continuous operation in 20 min.
- Ambient operation temperature: 0°C ~ +45°C
- Optional positioning signal feedback with Hall effect sensor x 2

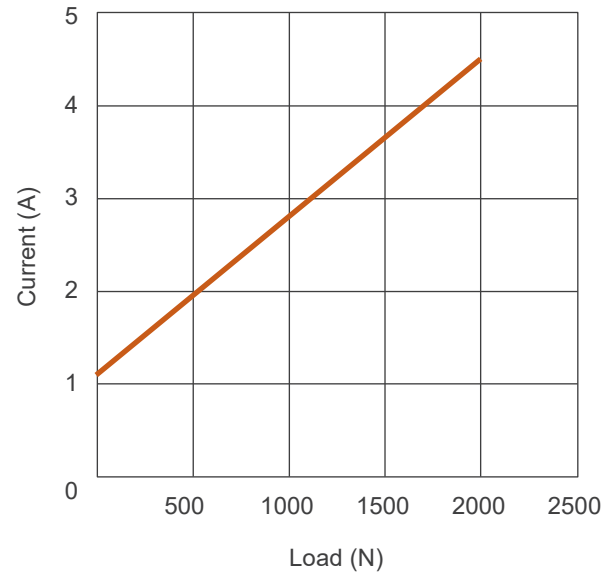
Performance Data

Model No.	Push / Pull Max. (N)	*Typical Speed (mm/s)		*Typical Current (A) @ 29V	
		No load	Full load	No load	Full load
DLC2-24H6-XXX.XXX-0X00X	2000	18	13	1.1	4.5

Speed vs. Load



Current vs. Load



Remarks:

- * The typical speed or typical current means the average value neither upper limit nor lower limit. The performance curves are made with typical values.

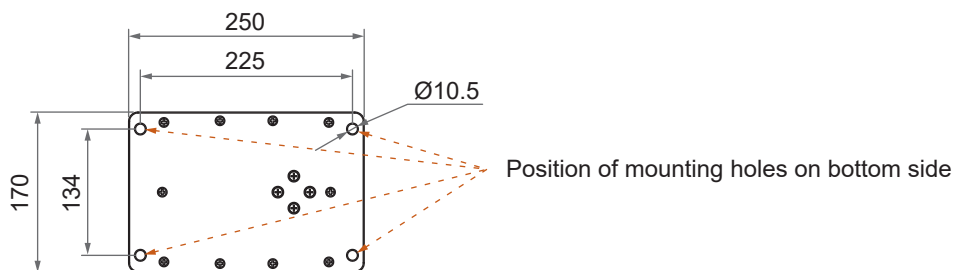
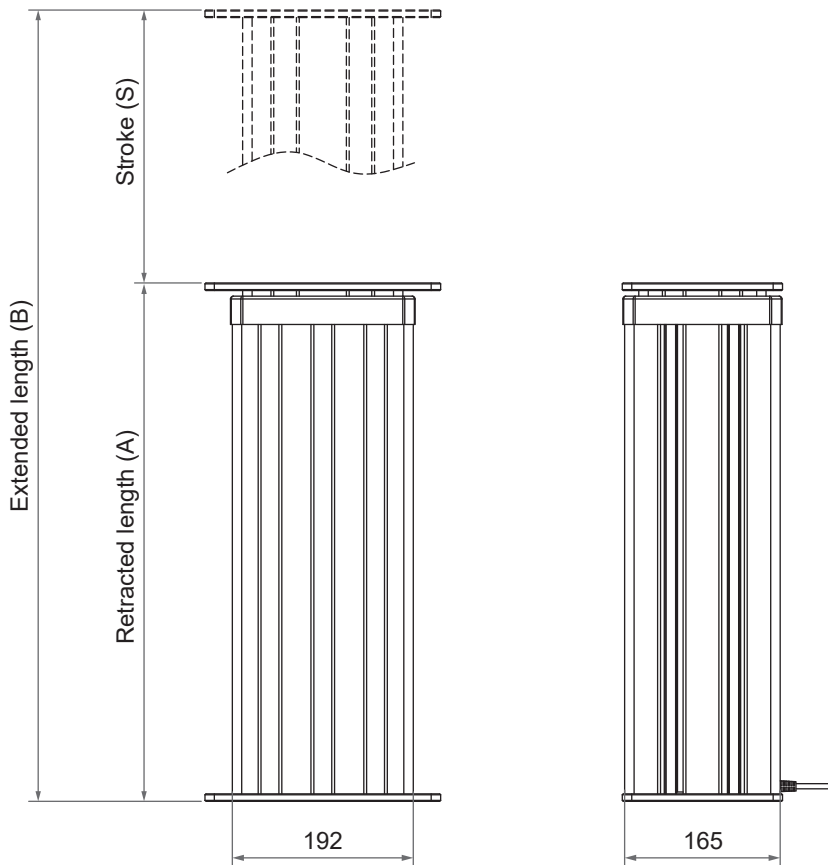
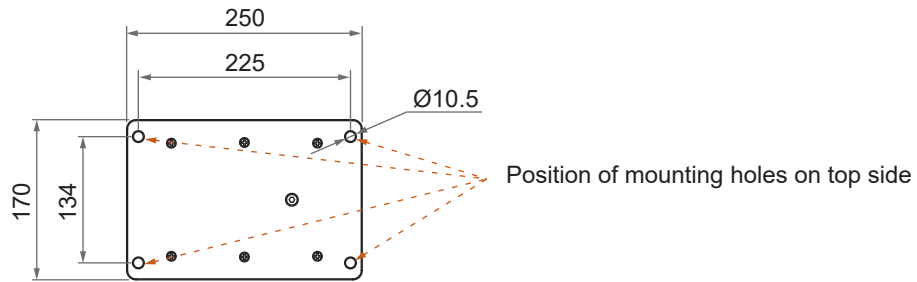
Dimensions

- Available Stroke (S) range of each Retracted Length (A)

Unit: mm

Stroke (S)	Retracted length (A)		
	660	550	330
	450	261	140

- Extended length (B)=Retracted length (A)+Stroke (S)


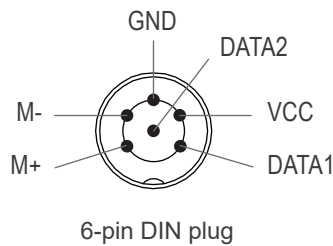


Compatibility

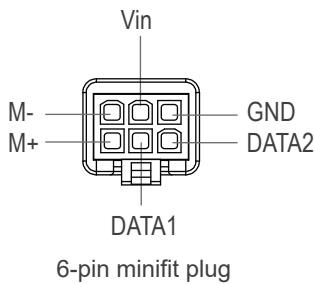
Product	Model	DLC2 spec
Control box	CB4M-S, CB4M-B	- With dual Hall effect sensors - With Moteck F-type 6-pin DIN plug - Electrical current < 3 Amp (1200N max. thrust)
	CB4P-SY	- With dual Hall effect sensors - With Moteck H-type or V-type 6-pin DIN plug
	CF11D, CF13	- With dual Hall effect sensors - With Moteck L3-type 6-pin minifit plug
	CB5P-M	- With dual Hall effect sensors - With Moteck LR-type 6-pin minifit plug

Cable Plug

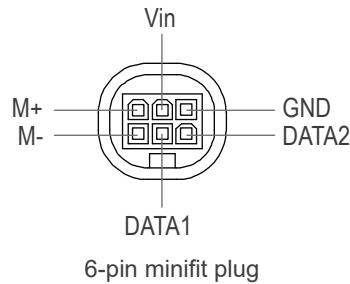
• Moteck F-type, H-type and V-type plug



• Moteck L3-type plug



• Moteck LR-type plug



Note:

	Definition	Comments
Power	M+	Connect M+ to "+" & M- to "-" of DC power, the actuator will extend.
	M-	
Signal	Vin	Voltage input range (Vin): 5 ~ 20V
	Hall 1 output	High= Input - 1.2V (±0.6V) Low= GND Hall signal data:
	Hall 2 output	<p>Actuator extends Actuator retracts</p>
	GND	Hall effect sensor resolution: 13.3 pulses/mm

Ordering Key

DLC2- 24 H6 - 660 . 1110 - 0 H 0 0 1

Input voltage	24: 24V DC
Motor and spindle type	H6: 3300rpm / 6mm pitch (Refer to Performance Data)
Retracted length	XXX (Refer to Dimensions)
Extended length	XXX (Refer to Dimensions)
Reserved	0
Positioning feedback	0: None H: With dual Hall effect sensors
Reserved	0
Reserved	0
Cable length	1: 1000mm Straight 2: 2000mm Straight 3: 450mm with 300mm coiled

Terms of Use

The user is responsible for application suitability of Moteck products. As ongoing improvement process continues, products listed on the Moteck website are subject to change without prior notice. Moteck reserves the right to terminate the sales or remove any product displayed on the website, or listed in its catalogues.